





Prestel EHD1G-4K100-TX



4K60 HDMI EU-1GANG Wall-plate
with RS-232 & IR over HDBaseT



Thank you for purchasing this product

For optimum performance and safety, please read these instructions carefully before connecting, operating or adjusting this product. Please keep this manual for future reference.

Surge protection device recommended

This product contains sensitive electrical components that may be damaged by electrical spikes, surges, electric shock, lightning strikes, etc. Use of surge protection systems is highly recommended in order to protect and extend the life of your equipment.

Table of Contents

1. Introduction.....	1
2. Features.....	1
3. Package Contents.....	2
4. Specifications.....	2
5. Operation Controls and Functions.....	4
5.1 Transmitter Panel.....	4
5	5
6. Product Dimensions.....	6
7. Application Example.....	7

1. Introduction

This HDMI Wall-plate supports one HDMI input within a standard EU-1GANG wall box. The HDBaseT port over a single CAT6/6A cable can extend signal transmission distance up to 230ft / 70m for 1080P signal or 131ft / 40m for 4K signal. The video resolution is up to 4K@60Hz 4:4:4. The product supports two-way IR and RS-232 signal control and 24V POC function (with POC switch). It can be directly connected with an HDBT projector via a CAT cable.

2. Features

- ☆ HDMI 2.0b and HDCP 2.2 compliant
- ☆ Support 18Gbps video bandwidth
- ☆ Video resolution up to 4K@60Hz 4:4:4
- ☆ HDBaseT 1.0 transmitter
- ☆ HDBaseT output can extend signal transmission distance up to 230ft / 70m for 1080P or 131ft / 40m for 4K@60Hz via a single CAT6/6A cable
- ☆ HDMI Audio formats support LPCM, Dolby Digital/Plus/EX, Dolby True HD, DTS, DTS-EX, DTS-96/24, DTS High Res, DTS-HD Master Audio, DSD
- ☆ Support HDR, HDR10, HDR10+, Dolby Vision, HLG
- ☆ Support two-way IR and RS-232 control
- ☆ POC 24V or local DC 24V power supply
- ☆ Built-in POC switch for protecting HDBaseT projector

3. Package Contents

Qty	Item
1	HDMI Wall-plate Transmitter
1	3pin-3.81mm Phoenix Connector (male)
1	2pin-3.81mm Phoenix Connector (male)
1	IR Blaster Cable (1.5 meters)
1	IR Receiver Cable (1.5 meters)
1	24V/1A Power Adapter (with 2pin-3.81mm male Phoenix Connector)
1	User Manual

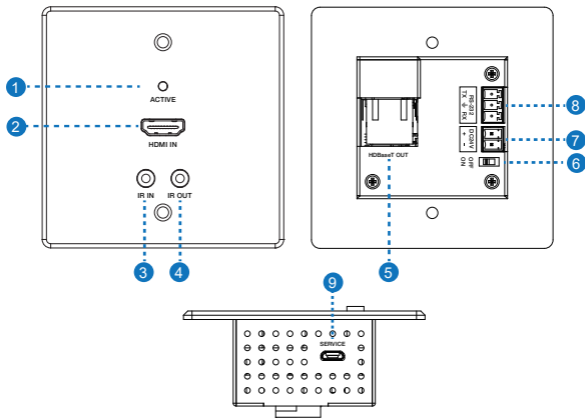
4. Specifications

Technical	
HDMI Compliance	HDMI 2.0b
HDCP Compliance	HDCP 2.2
Video Bandwidth	18Gbps
Video Compression Standard	HDBT
Video Resolution	Up to 4K@60Hz 4:4:4
Color Space	RGB, YCbCr 4:4:4 / 4:2:2, YCbCr 4:2:0
Color Depth	8/10/12bit
IR Level	5Vp-p
HDR	HDR, HDR10, HDR10+, Dolby Vision, HLG
HDMI Audio Formats	LPCM, Dolby Digital/Plus/EX, Dolby True HD, DTS, DTS-EX, DTS-96/24, DTS High Res, DTS-HD Master Audio, DSD

Transmission Distance	Max distance (1080p) : 230ft / 70m over CAT6/6A Max distance (4K@60): 131ft / 40m over CAT6/6A
ESD Protection	Human body model — ±8kV (Air-gap discharge) & ±4kV (Contact discharge)
Connection	
Transmitter	Input: 1x HDMI IN [Type A, 19-pin female] Output: 1x HDBaseT Out [RJ45, 8-pin female] Control: 1×RS-232 [Phoenix jack] 1×IR IN [3.5mm Stereo Mini-jack] 1×IR OUT [3.5mm Stereo Mini-jack] 1×SERVICE [Micro-USB jack]
Mechanical	
Housing	Aluminium Enclosure — Front Panel Metal Enclosure — Rear Case
Color	White — Front Panel Black — Rear Case
Dimensions	Wall plate: 80mm [W] x 80mm [D] x 38mm [H]
Weight	Wall plate: 157g
Power Supply	Input: AC100 - 240V 50/60Hz, Output: DC 24V/1A (US/EU standards, CE/FCC/UL certified)
Power Consumption	Wall plate: 3.36W
Operating Temperature	32 - 104°F / 0 - 40°C
Storage Temperature	-4 - 140°F / -20 - 60°C
Relative Humidity	20 - 90% RH (no condensation)

5. Operation Controls and Functions

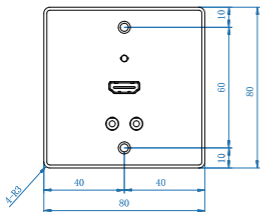
5.1 Transmitter Panel



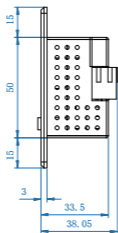
No.	Name	Function Description
1	ACTIVE LED (Green)	<ul style="list-style-type: none"> Light on: There is HDMI signal, and the HDBT connection is normal; Light off: There is no HDMI signal, and the HDBT connection is normal; Light flashing: HDBT connection is abnormal.
2	HDMI IN port	HDMI signal input port, connected to HDMI source device with HDMI cable.
3	IR IN	IR input port for receiving the signal of IR remote.
4	IR OUT	IR output port for control of source device. This IR output signal is from the IR IN port of receiver.
5	HDBaseT OUT	HDBaseT signal output port, connected to the HDBaseT receiver with a CAT cable.

No.	Name	Function Description
6	POC switch	Use the switch to turn on/off POC function.
7	DC 24V	DV 24V power input port.
8	RS-232	Use the phoenix connector for connecting with PC or control system to transmit RS-232 serial port commands.
9	SERVICE	MCU update port.

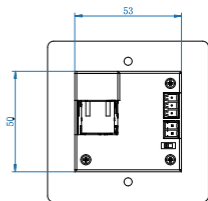
6. Product Dimensions



Front



Side



Back

Unit: mm

7. Application Example

