


## Application scenario

### Video conference sound reinforcement



### Recording and broadcasting system



## Specification

Model	DAP-0402A
Input Channels(analog)	4
Output Channels(analog)	2
Processor	ADI SHARC 21489@450 MHz SIMD
DSP Handling Capacity	400 MIPS, 1.6 GFLOPS
Sampling Rate	48K/24bit
Frequency Response	(20~20kHz):±0.3dB
THD+N	< 94dB @17dBu
Input Dynamic Range	110dB
Output Dynamic Range	112dB
Input gain	0 50dBu
Phantom Power	+48V/10mA max
Maximum level	+18dBu
Channel isolation @1kHz	108dB
Input Impedance (balanced connection)	5.4KΩ
Output Impedance (balanced connection)	600Ω
System Latency	<3ms
Power Supply	DC12V
Dimension	215x182x44mm
Weight	1.2KG

# User's Manual




## Digital Audio Processor DAP-0402A



Specifications are subject to be changed without notice.

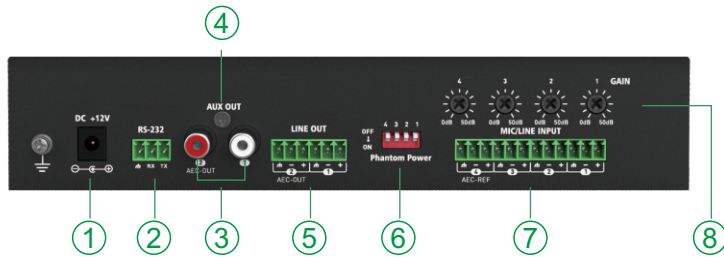


## Front Panel



1. **POWER:** LED power indicator
2. **STATUS:** status indicator
3. **IN:** Input signal indicator
4. **OUT:** output signal indicator
5. **AFC/ANS/AEC/BYPASS:** Feedback suppression, noise reduction, echo cancellation, bypass function key switch. The green light indicates that the corresponding function is enabled, and the gray light indicates that the function is not enabled. Press Bypass to disable all functional algorithms.

## Rear Panel

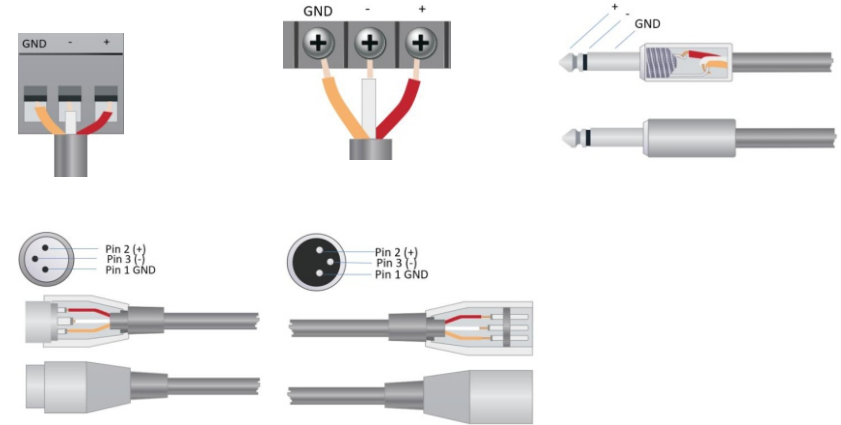


1. DC -12V power in
2. RS232: firmware update
3. AUX OUT (1 2): 2 channel AUX output
4. AUX OUT: AUX output gain adjustment knob
5. LINE OUT (1 2): Channel 1 can connect power amplifier, active speaker and other devices. Channel 2 (AEC OUT) is used to output the output signal after echo cancellation. It is usually connected to the conference host, and the interactive recording and broadcasting host is for remote interaction
6. 48V Phantom power supply
7. Analog Mic/Line Input
8. Input gain adjustment

## Audio Wiring Reference

### Balanced connection

Either of these interfaces may appear on either side of a balanced connection. Note: In the case of an XLR interface, the female head is connected to the output and the male head is connected to the input.



### Unbalanced connection

The RCA port and the 1/4 inch TS port are unbalanced ports. A multi-stranded shielded cable is installed and can be placed at both ends of the unbalanced connection.

